


Upgrading firmware of a TS9050 and TS9080 to use the generic Windows7, Windows8 and Windows8.1 USB driver

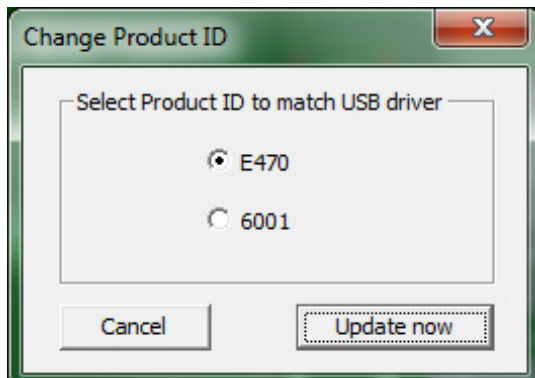
First you must install and run your TS9050/80 analyser on a **Windows XP** machine

Go to our website www.microgeneelectronics.com and download the latest iLog software

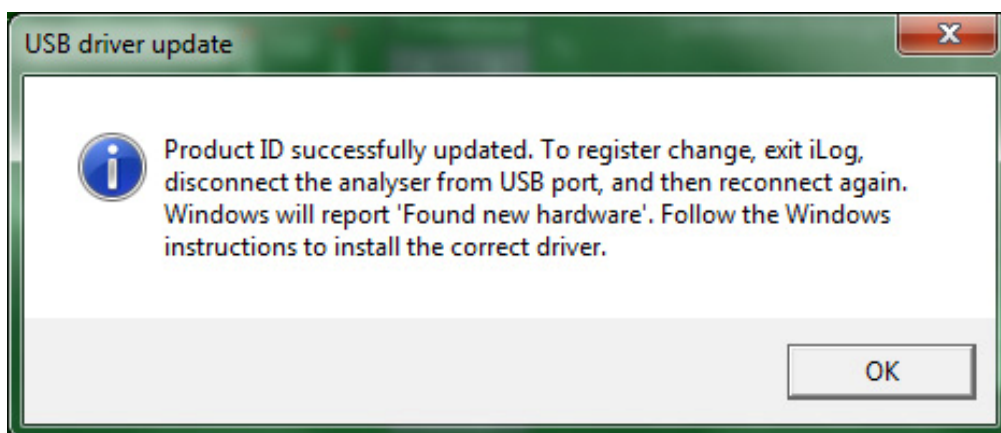
Unzip and run Setup

Connect your TS9050/80 to the XP machine and run the iLog application 

Click CTRL U and this dialog will appear:



Select '6001', click 'Update now' and after a few seconds you will get this message:



Disconnect your TS9050/80 from the XP machine and finally connect to your Windows7,8,8.1 machine.

Windows update will now automatically install the correct USB driver. (Obviously, you must be on-line to do this)

Install the latest iLog software and double-click the icon to run:

